



Recycling

Let's sing!



Recycling means turning something old
into something new
Recycling makes the world a better place
for me and you

HAPPY
FEET
FITNESS



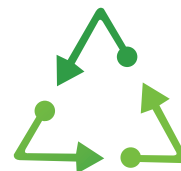

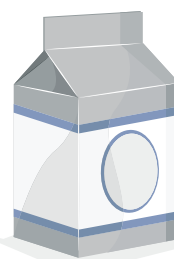
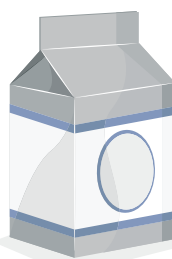
What would you like to recycle?

Fun Fact.

This is the recycling loop.
It shows us when something
can be recycled.



Which one is different?



Activity Suggestions! Don't throw it away, it can be used in some other way!

- # Bowling games using recycled items
- # Set up bins for different items in the room.
Eg: 1 for paper only, 1 for children to put recycled items in from home
- # Sorting trash picture cards. Have a range of picture cards of trash and recycled items. Hold them up for children to tell you which bin they would go in.

- # Reading stories about the earth etc. Book name "The Earth Book"
- # Using bottles, cans or other recycled items for stamping with paint.
- # Fill milk Bottles with water and put a number of holes in the lid. The children can use these as watering cans to water the plants.

- # Water bottle sun-catchers
- # Using cans, bottles, milk cartoon, juice cartoons to make bird feeders
- # Using empty plastic bottles for planting and hanging around the yard
- # Recycled item collage
- # Create a book about caring for the earth