

Happy Feet Camping

**HAPPY
FEET
FITNESS**

Let's get active with a Happy Feet Activity Sheet!

**Let's
sing!**

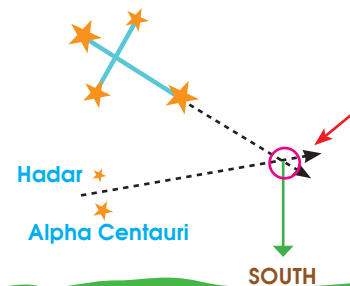
Sitting around the camp fire,
Underneath the stars,
Singing campfire songs
and playing our guitars



Draw your dream Camping Tent!

Camping Fun Fact!

Camping is a great time look
at the stars. Can you find the
Southern Cross in the night sky?



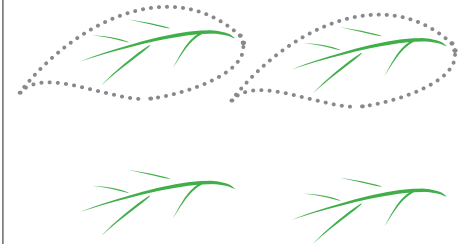

This is the South
Pole of the sky
(the "South
Celestial Pole")
- it is directly
above the
South Pole of
the Earth.



Which one is different!

Camping Patterns!

trace these patterns then draw your own.



Activity Suggestions! fun Camping projects and games

- # Sit in a circle and make up a story one line at a time. After each line you move to the next child. Write the story down and display.
- # Set up home corner with a camping scene. Tent, camp fire, camping equipment eg lights, torch, binoculars and camp cooking utensils.
- # Outdoor camping area with tent, camp chairs, logs as extra seats, esky etc
- # Go on an animal walk around the yard pretending to be different animals you may see whilst camping.
- # Do a nature scavenger hunt
- # Animal mud prints. Dip animal feet in brown paint and walk them over paper.
- # Use leaves and sticks as natural paint brushes
- # Have some stories about camping in the book corner eg Curious George goes camping.
- # Create a sensory play scene. Inside a trough have a scene of sand, blue pebbles for water, Paper tent, sticks and leaves, rocks along the waters edge etc
- # Sing camp fire songs with instruments in music session with instruments
- # Fill a water trough with a small amount of water and fish. In cooler weather or indoors, fill trough with blue cellophane and plastic fish for fishing.
- # Make binoculars for bird watching
- # Paint pet rocks
- # Bake damper
- # Make nature hunt bracelets ; go on a nature hunt collecting items to glue onto a paper bracelet.
- # Build a camp fire with blocks