


# Sharing and Caring

Let's sing!

You can share with me, I can share with you,  
we can share together, because that is what friends do

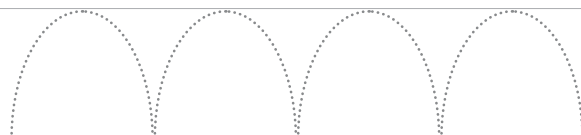
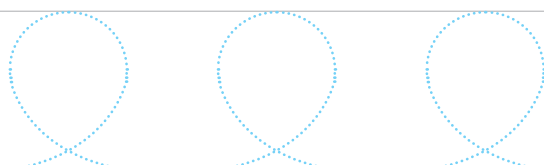


**What do you like to share?**



## Fun Fact.

Sharing makes the world go around. Countries all over the world share what they have with other countries in return for things they don't have. That way everybody gets the things they need.

**Pre-writing Practise, trace these patterns...** then draw your own.



## Activity Suggestions! Share a game with your friends!

- # Brainstorm with the children rules for the room
- # Paper Plate Pals - Provide each child with a paper plate to decorate. Place decorative craft materials such as feathers, pom poms, and yarn on several small plates for the children to share.
- # Have a roster for a lunch time helper
- # Use the "take a friend" for transition
- # Set up home corner for a caring environment. Encourage caring for babies, cooking for peers etc.
- # Hiding animals in the sand pit - Have 1 child hide the animals in sand and allow his peers to find them
- # Model Caring - when you see children in need offer help and encourage to do so as well
- # Praise helping - When you see the children do something to help others, talk about how you noticed his or her kindness and appreciate it.
- # Ask one child to help another with a chore or teach someone a game or share a special talent
- # Supply the children with turn taking games - keep groups small to start